



NEVADA
Humane
Society

Care for pets. Find them homes. Save Lives.

Q2 2024

Updates

Happiness from Nose to Tails





Our Foundation

Vision

For all pets to have happy, healthy lives.

Mission


To care for pets, find them homes, and save lives.

Positioning Statement

For Northern Nevadans who are, or want to be, great pet owners, the Nevada Humane Society provides nose-to-tail support in order to get pets adopted and keep them in loving homes. We do this because we are proud pet parents right alongside you, who know what it takes to support and love our fur children.

Cause Statement

Happiness From Nose to Tail



Identity

Logo

The logo's dog and cat silhouettes were reimagined with delightful head tilts and their tails arching into a heart. The rounded san serif font mirrors their tails and is paired with a playful display font to balance the overall composition.

This refreshed logo captures the whole-hearted spirit that defines our work in serving animals and our communities.

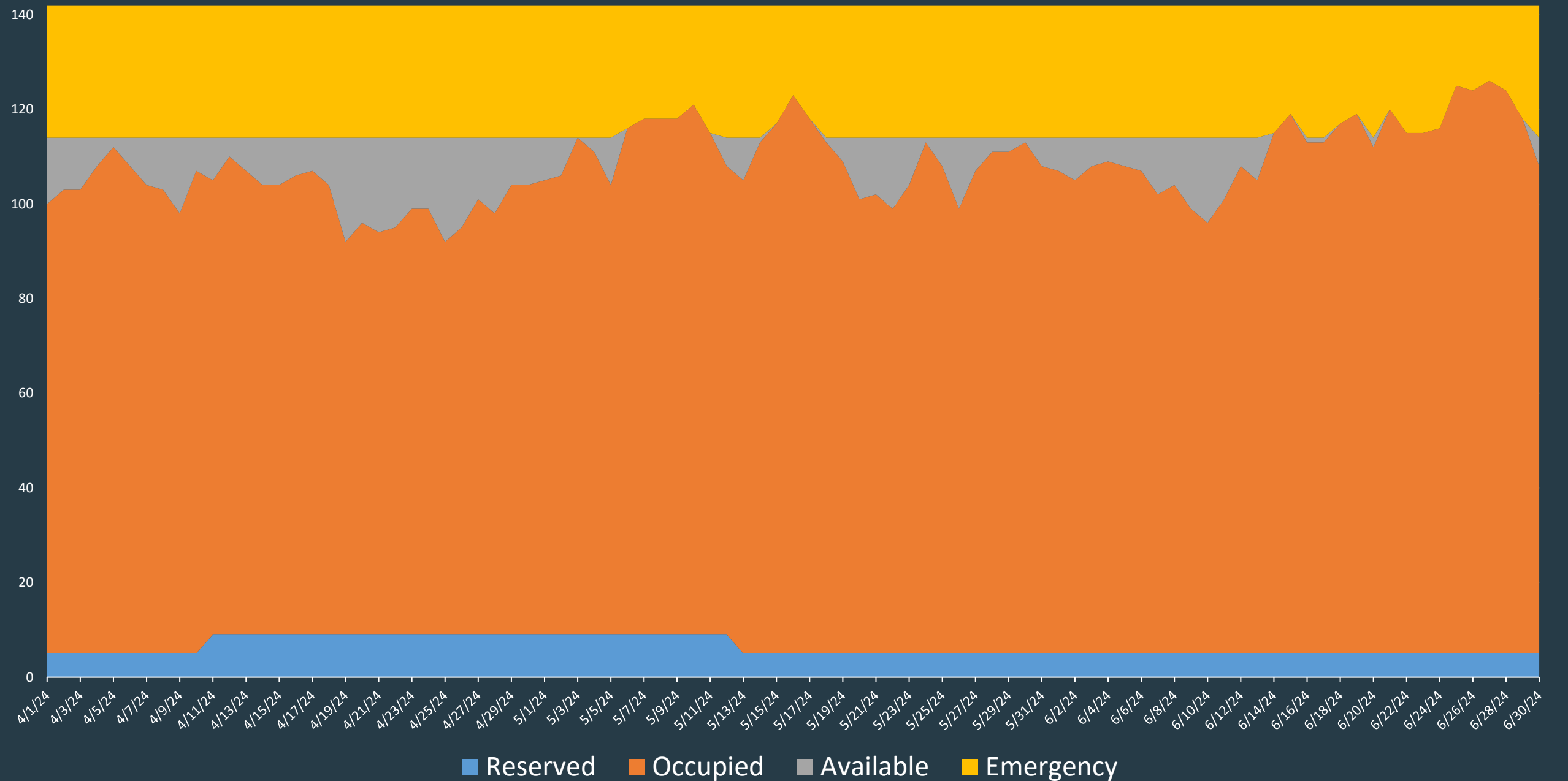


Capacity

Reno Dog Kennel Capacity



Reno - Dog Kennel Capacity - Q2 2024

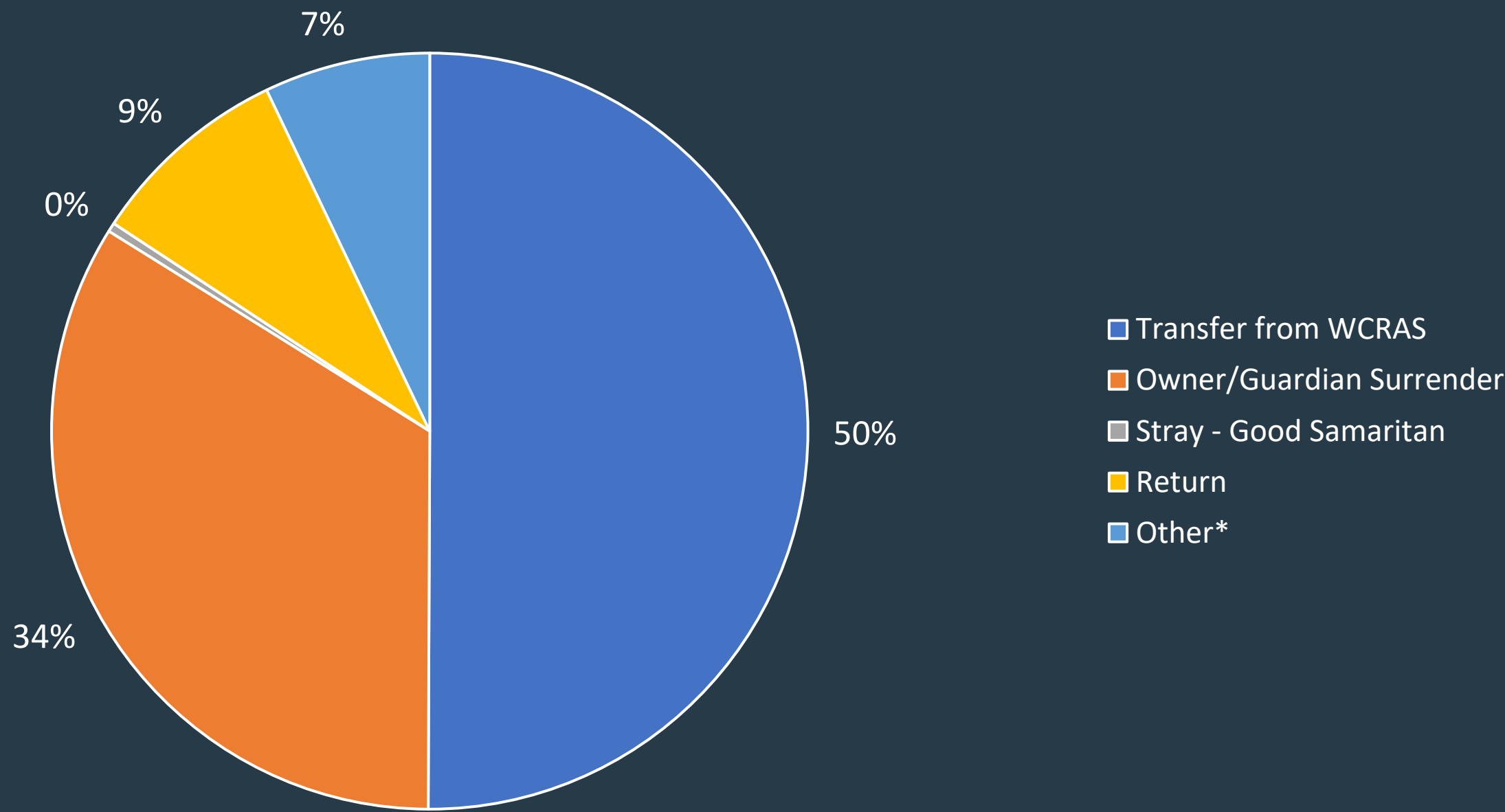


Intakes

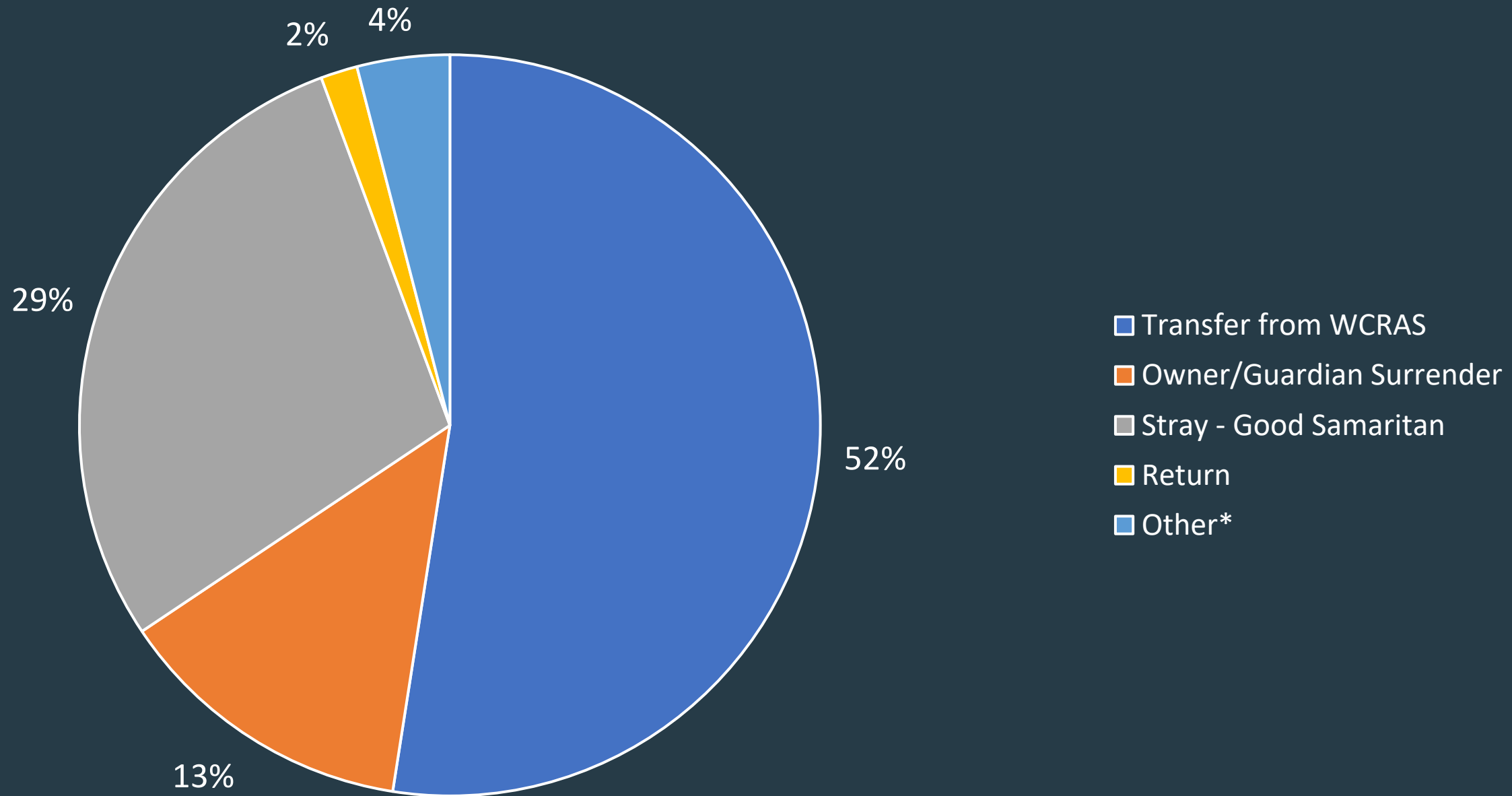
Reno Intakes – Dogs & Cats



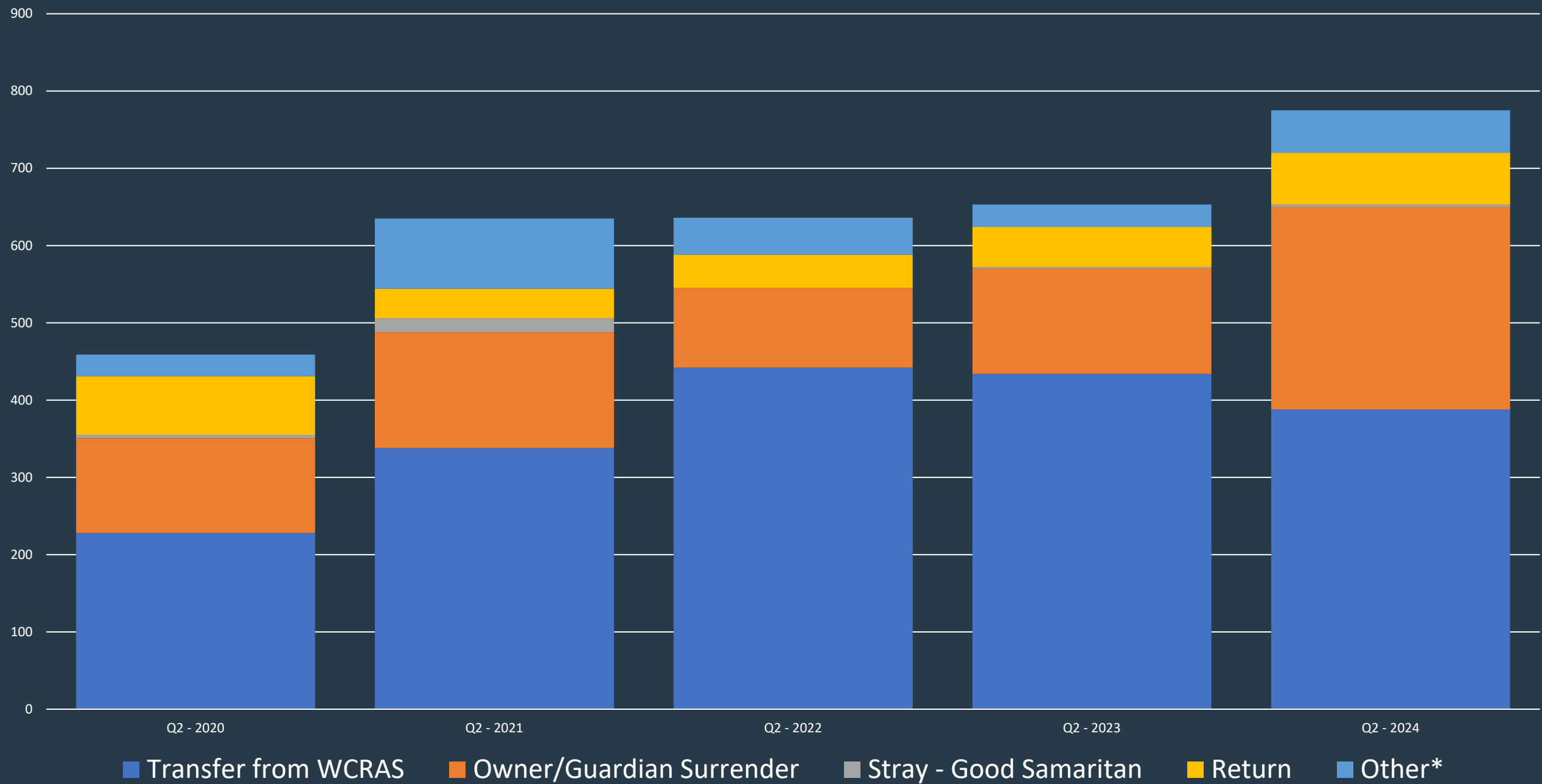
Reno Intakes - Dogs - Q2 - 2024









Reno Intakes - Cats - Q2 - 2024



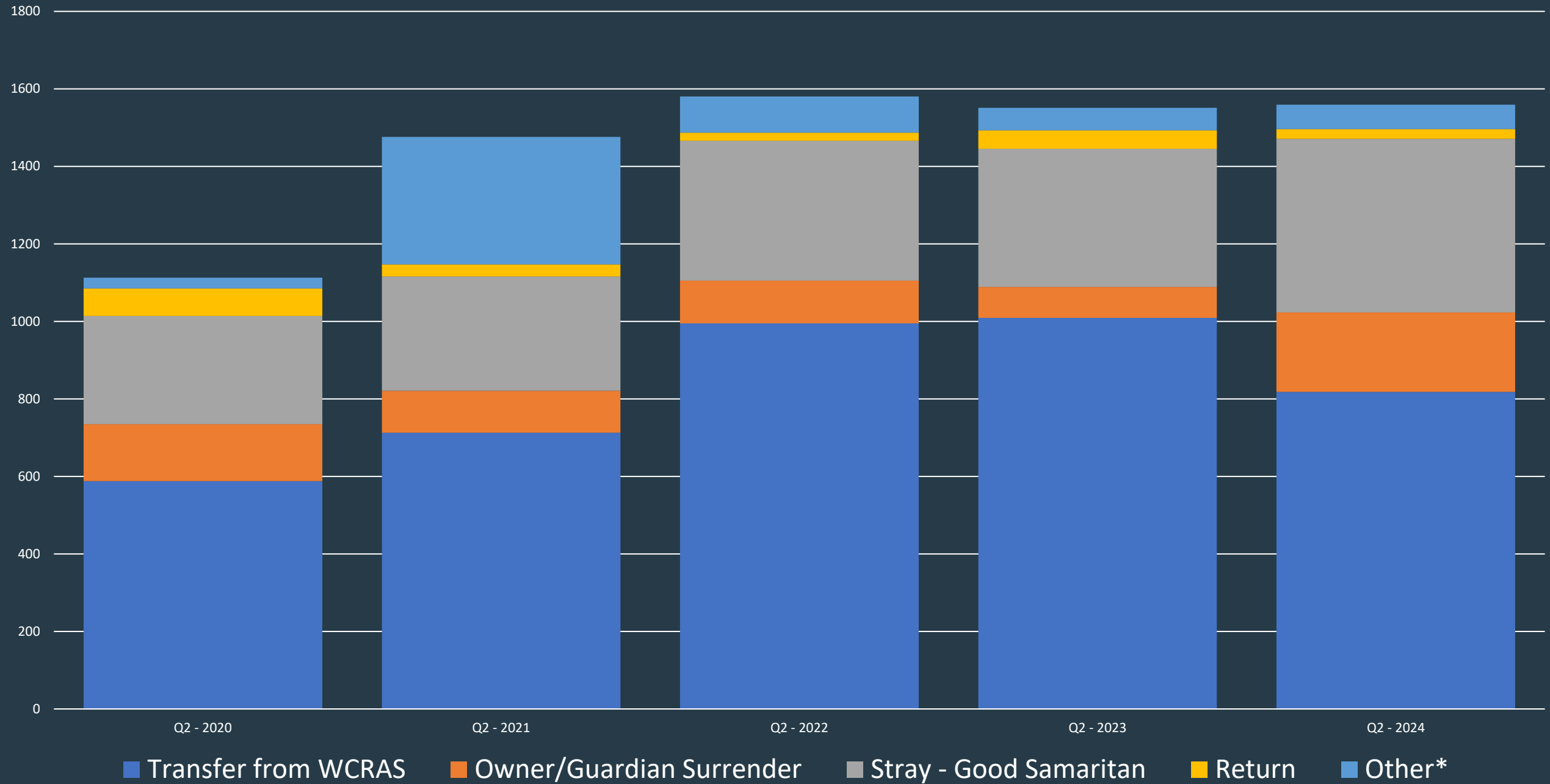
Reno Intakes - Dogs



Reno Intakes - Dogs

| Type | Q2 - 2020 | Q2 - 2021 | Q2 - 2022 | Q2 - 2023 | Q2 - 2024 | Trends |
|--------------------------|-----------|-----------|-----------|-----------|-----------|---|
| Transfer from WCRAS | 228 | 338 | 442 | 434 | 388 |  |
| Owner/Guardian Surrender | 123 | 150 | 103 | 136 | 262 |  |
| Stray - Good Samaritan | 4 | 18 | 0 | 2 | 3 |  |
| Return | 76 | 38 | 43 | 52 | 67 |  |
| Other* | 28 | 91 | 48 | 29 | 55 |  |
| Total | 459 | 635 | 636 | 653 | 775 |  |

Reno Intakes - Cats



Reno Intakes - Cats

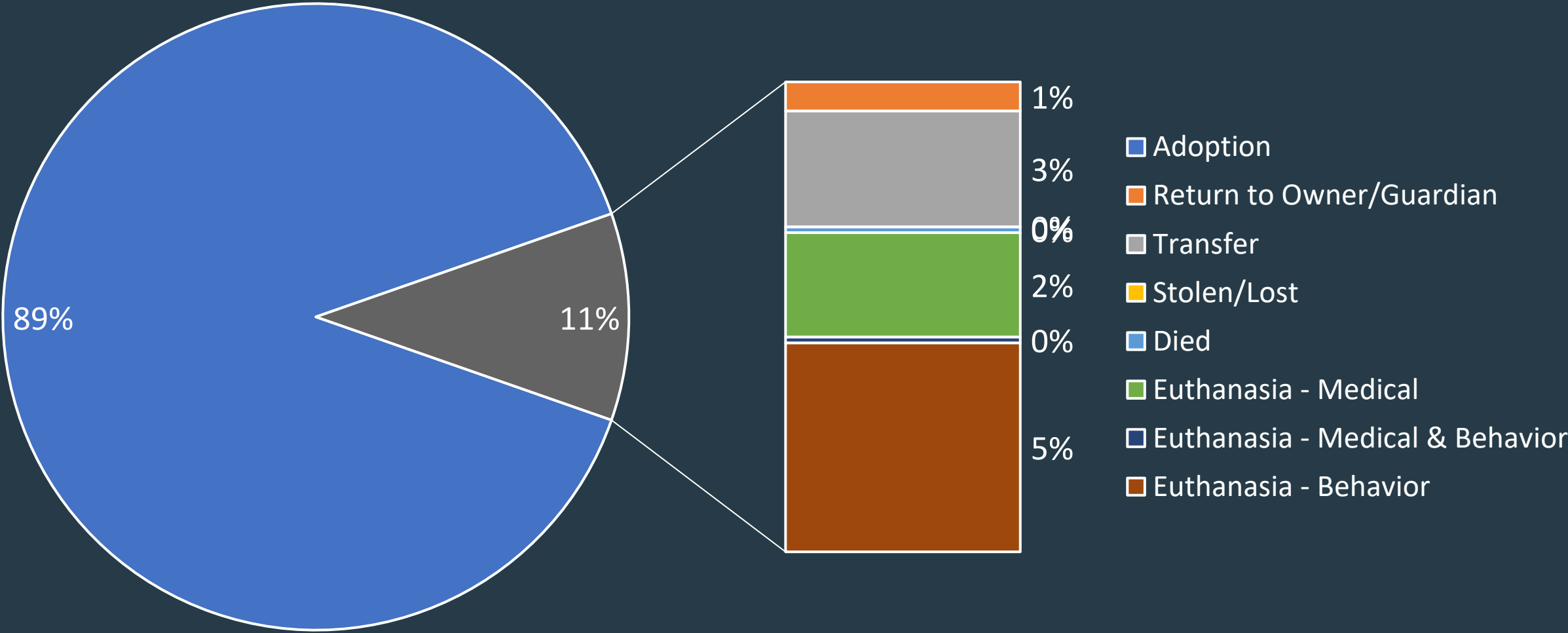
| Type | Q2 - 2020 | Q2 - 2021 | Q2 - 2022 | Q2 - 2023 | Q2 - 2024 | Trends |
|--------------------------|-----------|-----------|-----------|-----------|-----------|--|
| Transfer from WCRAS | 588 | 713 | 995 | 1009 | 818 |  |
| Owner/Guardian Surrender | 147 | 108 | 110 | 80 | 205 |  |
| Stray - Good Samaritan | 279 | 295 | 361 | 356 | 448 |  |
| Return | 71 | 31 | 21 | 48 | 25 |  |
| Other* | 28 | 329 | 93 | 58 | 63 |  |
| Total | 1113 | 1476 | 1580 | 1551 | 1559 |  |

Outcomes

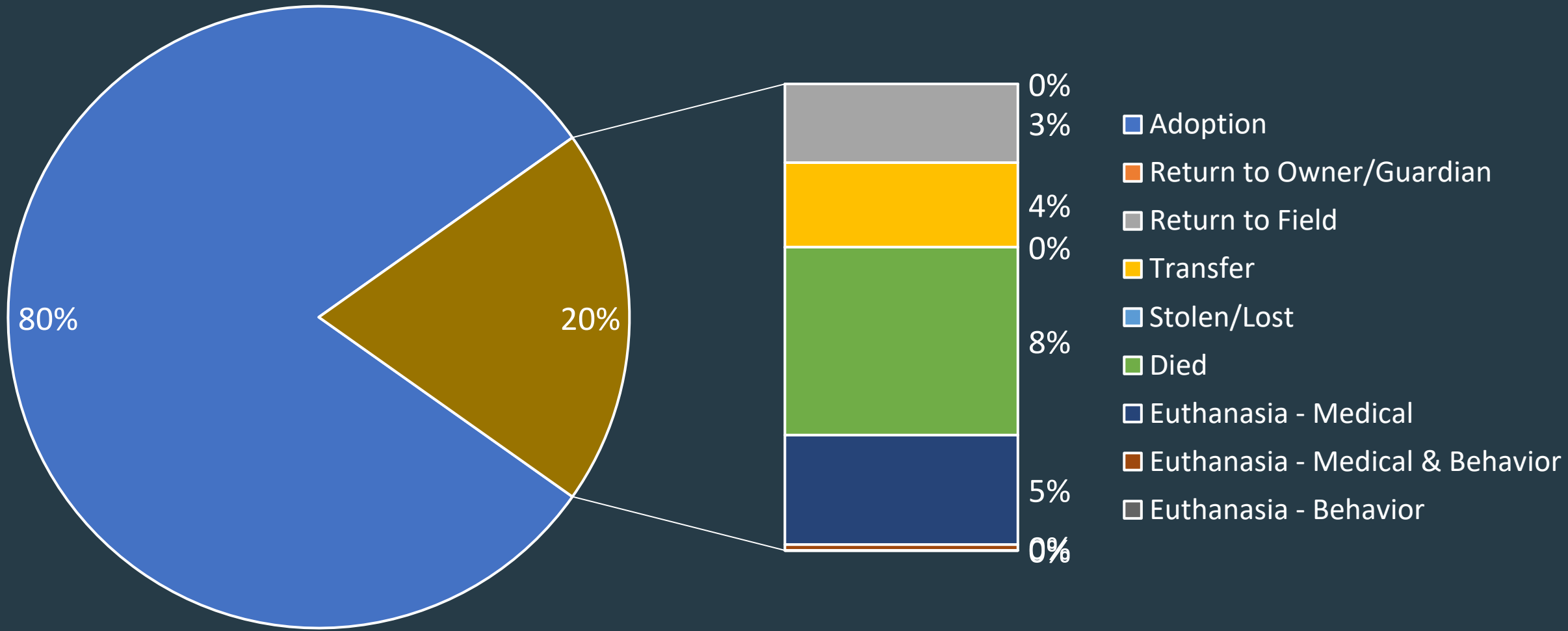
Reno Outcomes – Dogs & Cats



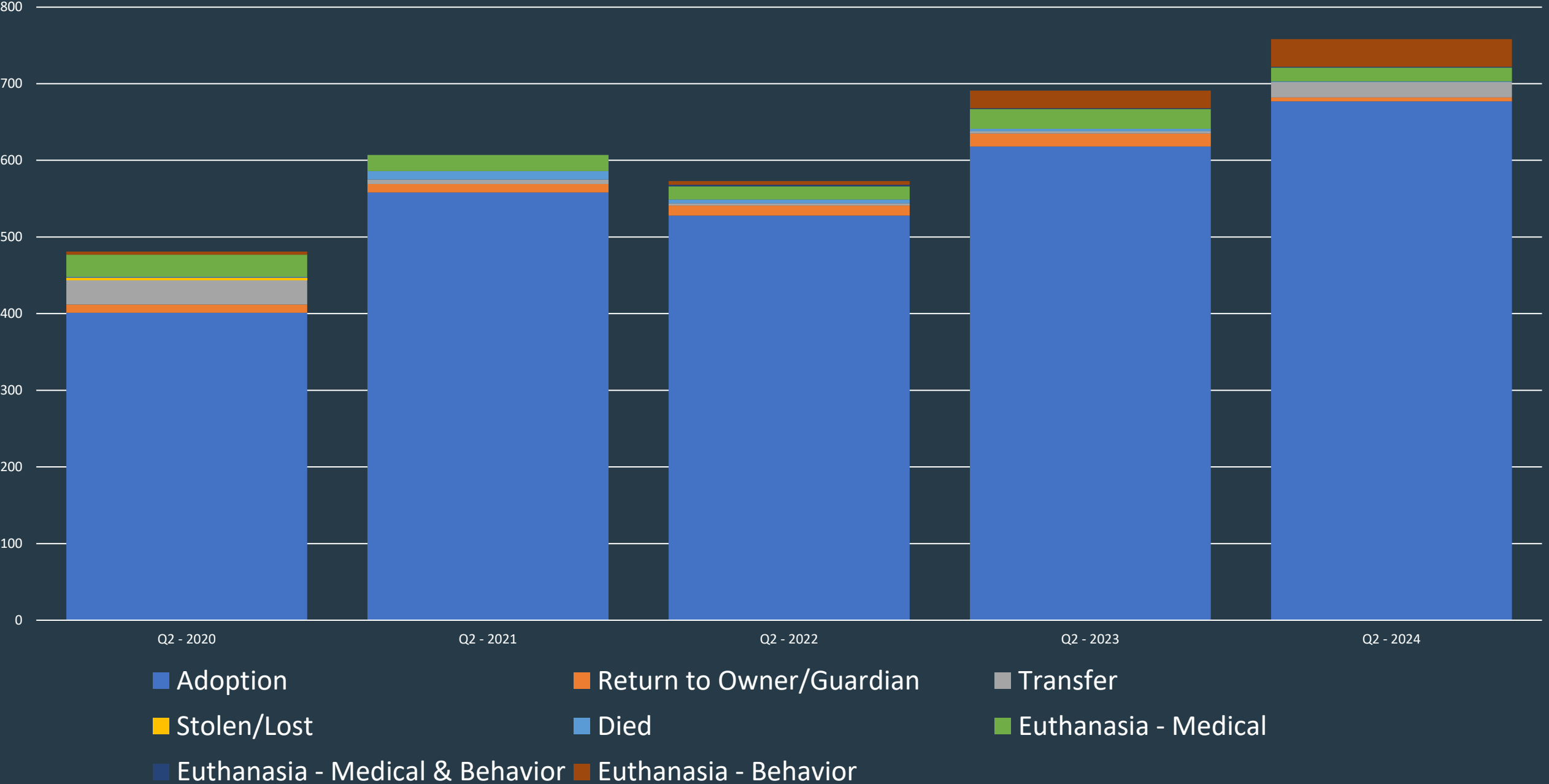
Reno Outcomes - Dogs - Q2 - 2024












Reno Outcomes - Cats - Q2 - 2024



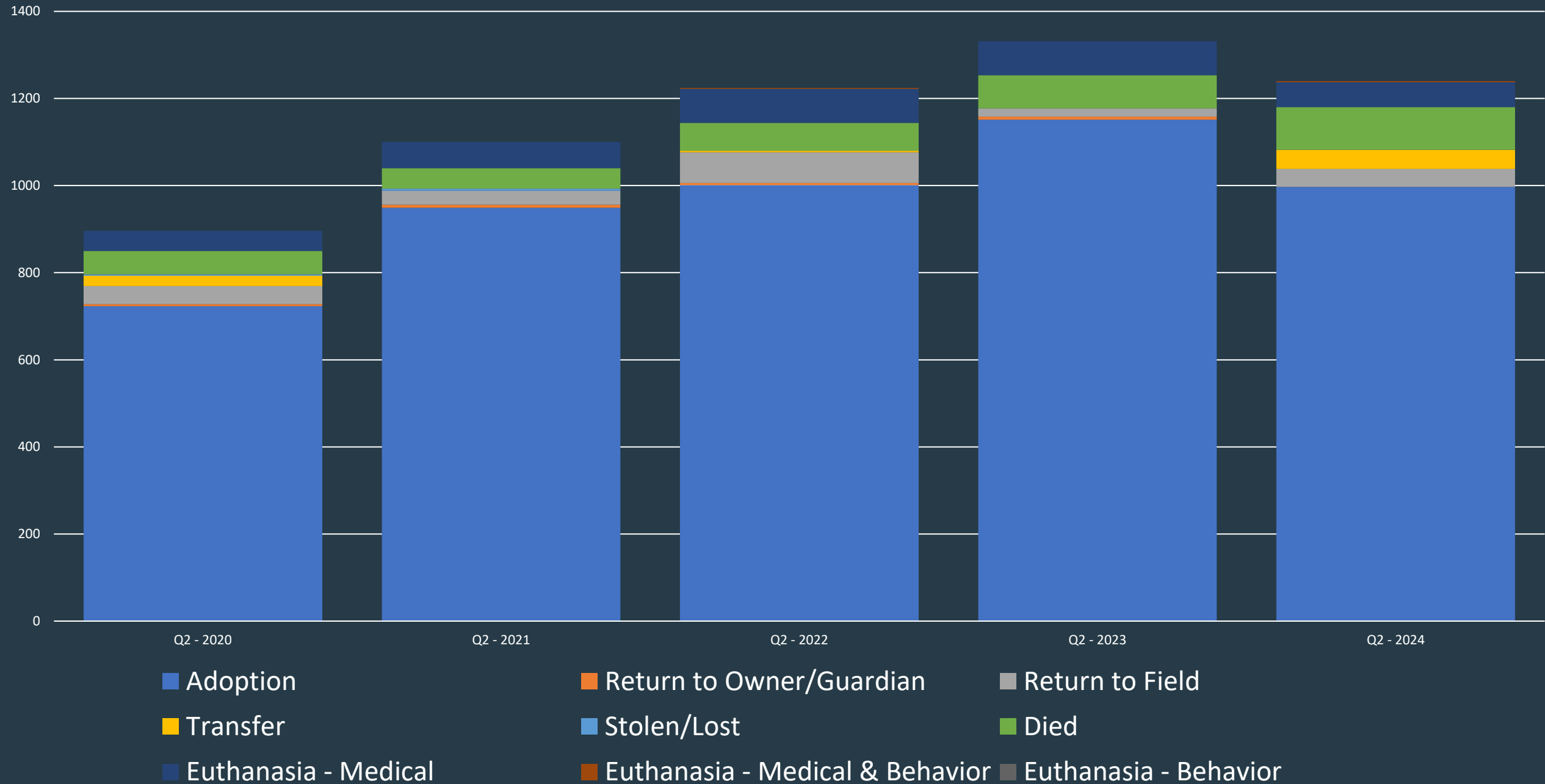
Reno Outcomes - Dogs













Reno Outcomes - Dogs

| Type | Q2 - 2020 | Q2 - 2021 | Q2 - 2022 | Q2 - 2023 | Q2 - 2024 | Trends |
|---------------------------------|-----------|-----------|-----------|-----------|-----------|---|
| Adoption | 401 | 558 | 528 | 618 | 677 |  |
| Return to Owner/Guardian | 11 | 11 | 13 | 17 | 5 |  |
| Transfer | 32 | 6 | 3 | 3 | 20 |  |
| Stolen/Lost | 3 | 0 | 0 | 0 | 0 |  |
| Died | 1 | 11 | 5 | 3 | 1 |  |
| Euthanasia - Medical | 29 | 21 | 17 | 26 | 18 |  |
| Euthanasia - Medical & Behavior | 0 | 0 | 2 | 1 | 1 |  |
| Euthanasia - Behavior | 4 | 0 | 5 | 23 | 36 |  |
| Total | 481 | 607 | 573 | 691 | 758 |  |

Reno Outcomes - Cats



Reno Outcomes - Cats

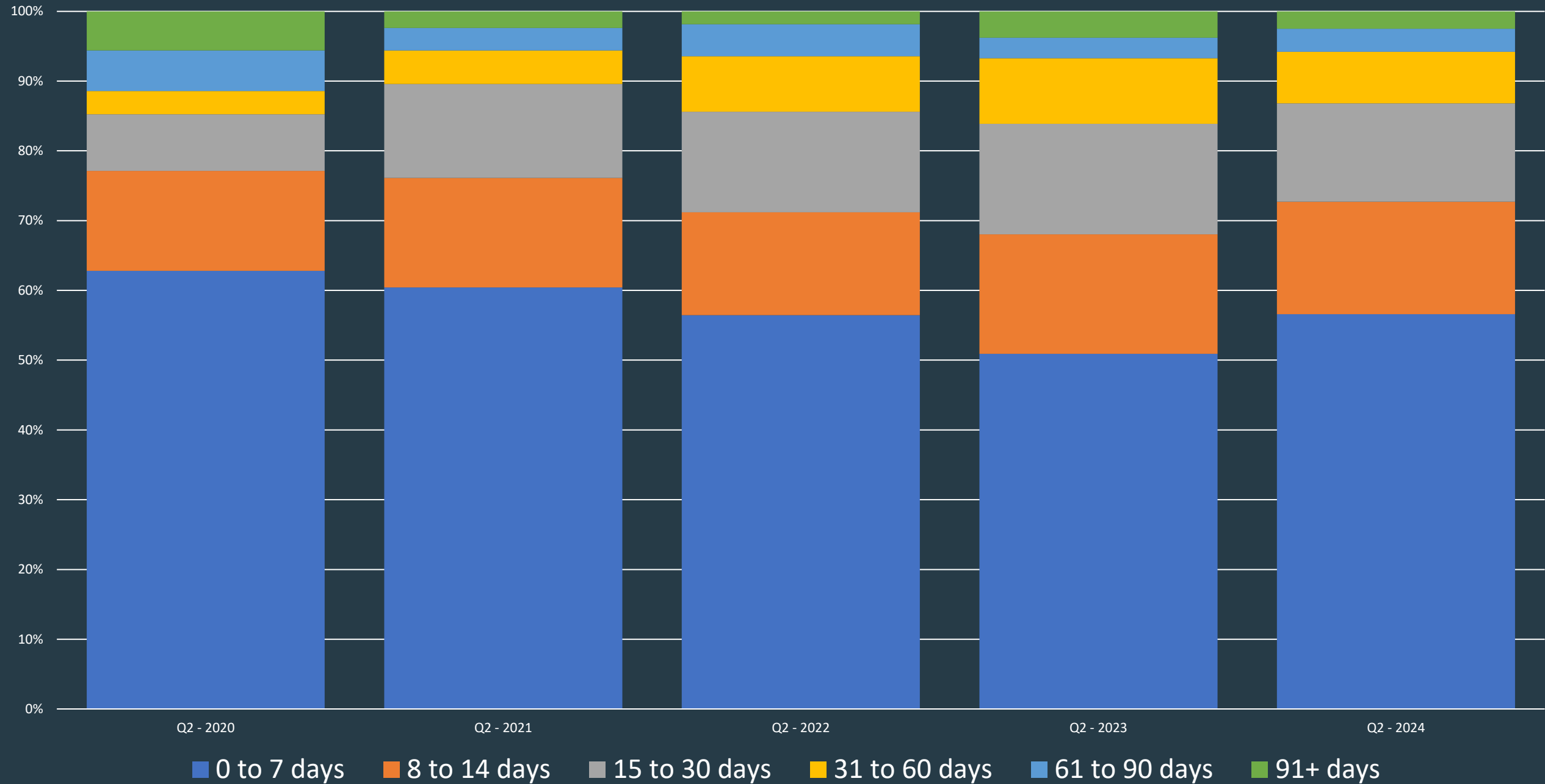
| Type | Q2 - 2020 | Q2 - 2021 | Q2 - 2022 | Q2 - 2023 | Q2 - 2024 | Trends |
|---------------------------------|-----------|-----------|-----------|-----------|-----------|---|
| Adoption | 723 | 949 | 1001 | 1151 | 997 |  |
| Return to Owner/Guardian | 5 | 7 | 5 | 7 | 0 |  |
| Return to Field | 41 | 32 | 70 | 19 | 41 |  |
| Transfer | 24 | 0 | 4 | 0 | 44 |  |
| Stolen/Lost | 3 | 5 | 0 | 0 | 0 |  |
| Died | 54 | 47 | 64 | 76 | 98 |  |
| Euthanasia - Medical | 46 | 60 | 78 | 78 | 57 |  |
| Euthanasia - Medical & Behavior | 0 | 0 | 2 | 0 | 3 |  |
| Euthanasia - Behavior | 0 | 0 | 0 | 0 | 0 |  |
| Total | 896 | 1100 | 1224 | 1331 | 1240 |  |

Length of Stay (LOS)






Reno Outcome Based LOS – Dogs & Cats



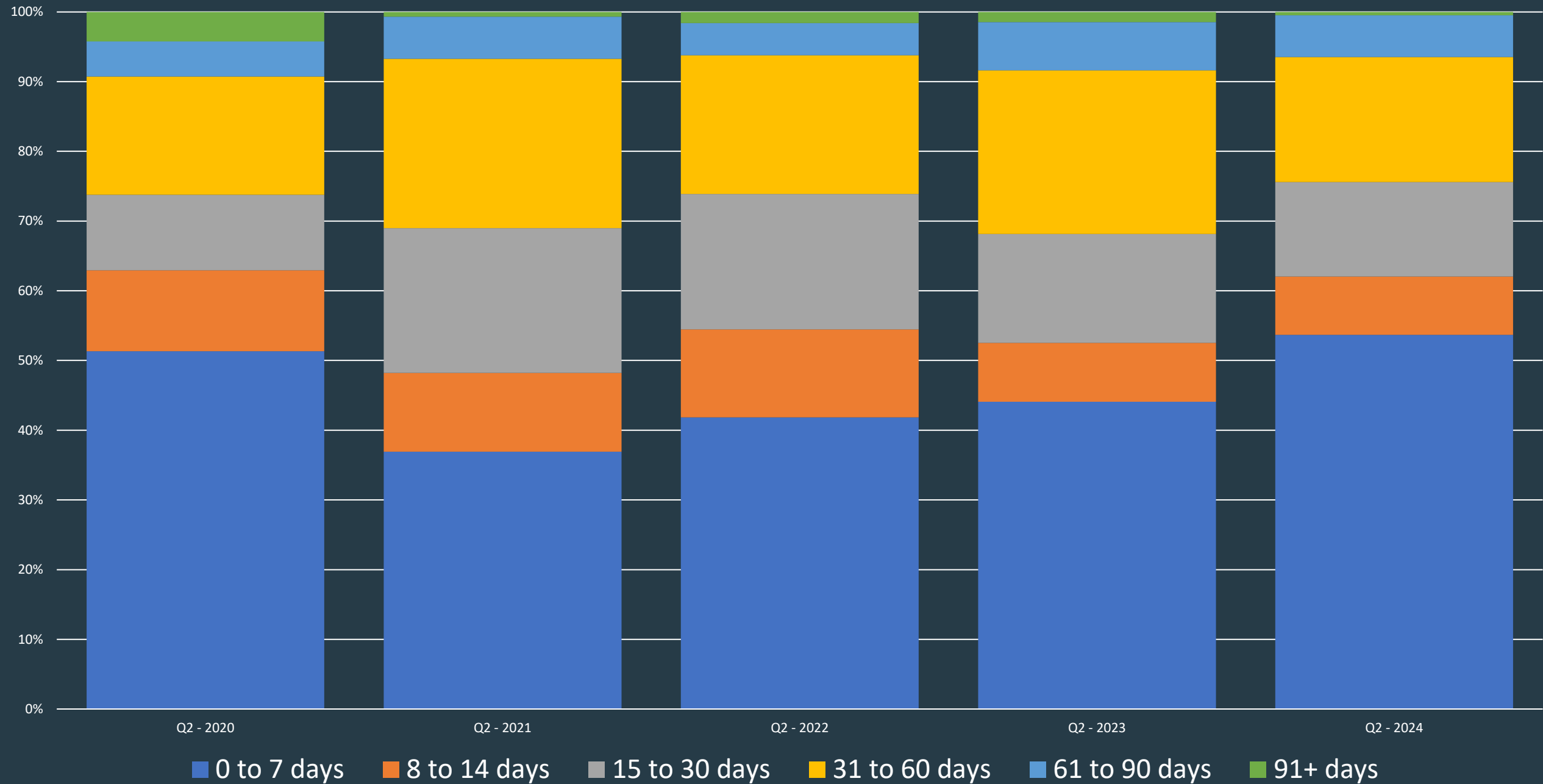
Reno LOS - Dogs









Reno LOS - Dogs

| Type | Q2 - 2020 | Q2 - 2021 | Q2 - 2022 | Q2 - 2023 | Q2 - 2024 | Trends |
|---------------|-----------|-----------|-----------|-----------|-----------|---|
| 0 to 7 days | 63% | 60% | 56% | 51% | 57% |  |
| 8 to 14 days | 14% | 16% | 15% | 17% | 16% |  |
| 15 to 30 days | 8% | 13% | 14% | 16% | 14% |  |
| 31 to 60 days | 3% | 5% | 8% | 9% | 7% |  |
| 61 to 90 days | 6% | 3% | 5% | 3% | 3% |  |
| 91+ days | 6% | 2% | 2% | 4% | 3% |  |

Reno LOS - Cats



Reno LOS - Cats





| Type | Q2 - 2020 | Q2 - 2021 | Q2 - 2022 | Q2 - 2023 | Q2 - 2024 | Trends |
|---------------|-----------|-----------|-----------|-----------|-----------|---|
| 0 to 7 days | 51% | 37% | 42% | 44% | 54% |  |
| 8 to 14 days | 12% | 11% | 13% | 8% | 8% |  |
| 15 to 30 days | 11% | 21% | 19% | 16% | 14% |  |
| 31 to 60 days | 17% | 24% | 20% | 23% | 18% |  |
| 61 to 90 days | 5% | 6% | 5% | 7% | 6% |  |
| 91+ days | 4% | 1% | 2% | 1% | 0% |  |

Public Services









Reno Public Services – Dogs & Cats



Reno Public Clinic Services

| Type | Q2 - 2020 | Q2 - 2021 | Q2 - 2022 | Q2 - 2023 | Q2 - 2024 | Trends |
|-------------|-----------|-----------|-----------|-----------|-----------|---|
| Cat Neuter | 99 | 279 | 250 | 260 | 252 |  |
| Cat Spay | 109 | 314 | 209 | 281 | 262 |  |
| Dog Neuter | 16 | 13 | 12 | 14 | 7 |  |
| Dog Spay | 14 | 21 | 29 | 20 | 4 |  |
| Vaccination | 398 | 1568 | 1427 | 1374 | 2757 |  |
| Microchip | 54 | 59 | 67 | 61 | 261 |  |
| Total | 690 | 2254 | 1994 | 2010 | 3543 |  |

Reno Community Cats – Q2 2024

| Type | April | May | June | Total | Trends |
|---------------------------|-------|-------|-------|--------|---|
| Working Cat Adoptions | 26 | 27 | 27 | 80 |  |
| Return To Field | 11 | 16 | 18 | 45 |  |
| Colony Caretakers | 22 | 24 | 24 | - |  |
| Pet Pantry - Colony (LBS) | 5,750 | 5,525 | 2,205 | 13,480 |  |
| Pet Pantry - Colony Cats | 625 | 615 | 405 | 1645 |  |
| Community Phone Calls | 210 | 214 | 268 | 692 |  |
| Community Emails | 235 | 282 | 243 | 760 |  |
| Trap Rentals | 6 | 4 | 7 | 17 |  |

Meet Zoomie

Zoomie came to us as a transfer from WCRAS after being suspected of being hit by a car. This scared pup was urgently taken to our clinic where he received an amputation. Our staff helped him physically heal while learning to trust new people.

- 8 months old
- Three-legged
- Went on the news
- ADOPTED!





NEVADA
Humane
Society

Happiness From Nose to Tail